


# TABLAN

*These rules are taken from the book by R.C. Bell BOARD and TABLE GAMES from Many Civilisations.*

This traditional game is still played in some of the villages in Mysore in south-west India.



1. The board consists of four rows of twelve squares and each player has twelve pieces of his own colour. At the beginning of the game one piece stands on each square of the player's back row.



2. The four dicing sticks are painted on one side and plain on the other. They are thrown from the hand into the air, caught and thrown up again two or three times before they are allowed to fall to the ground. (This method of throwing is optional.)



No other throw scores and the sticks are passed to the opponent

4. Throws of 8 and 12 can similarly be split in half into two 4's or two 6's.

12. The player occupying most enemy home squares wins the game.

Below are printable counters with spares. Stick to card and cut out.


On page 4 is the printable playing board.


On page 5 are printable throwing dice sticks with spares. Stick the Front section to card then cut the card to the outer line of the Front sticks. Cut the back stick along the outer line and stick to the other side of the card. Back and Front of the dice sticks can then be individually cut out.

*All graphics by J. P. Smith 2019.*












FRONT



BACK



FRONT



BACK